

# Bacto™ Yeast Extract

## BBL™ Yeast Extract

### Bacto™ Yeast Extract, Technical

### Difco™ Yeast Extract, UF

#### Product Description

BD Yeast Extracts are concentrates of the water soluble portion of *Saccharomyces cerevisiae* cells that have been autolyzed. BD Yeast Extracts are derived from primary grown baker's yeast. Yeast extract is an animal-free product and is used extensively for many animal-free formulations for bacterial, fungal, mammalian and insect cell culture. Yeast Extract will provide essential water soluble vitamins, amino acids, peptides and carbohydrates to any medium formulation.

#### Potential Applications

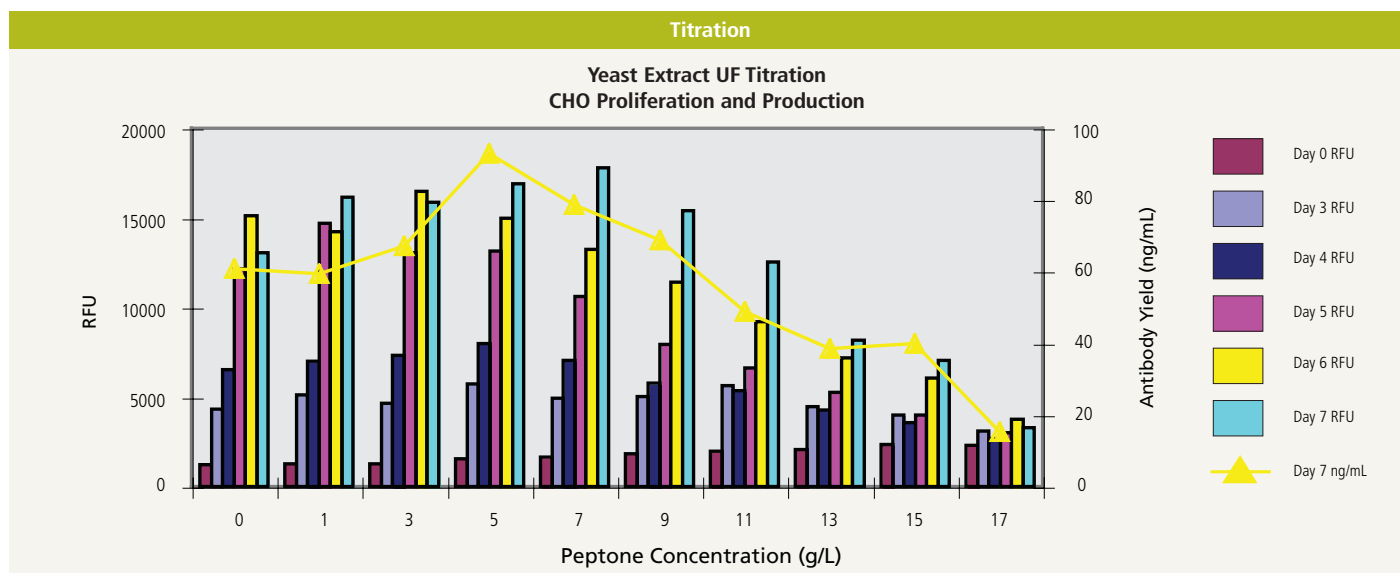
BD Yeast Extracts are animal-free products suitable for use as multi-functional nutritional supplements in cell culture, microbial fermentation and insect cell culture applications.

**Bacto™ Yeast Extract** is one of the most complete and versatile fermentation bionutrients available. It is an important ingredient for the microbiological assay of vitamins. Yeast extract is also of value in the assay of antibiotics. B factor, a growth substance necessary for the production of rifampin in a *Nocardia* sp., can be isolated from yeast extract.<sup>1</sup>

**Difco™ Yeast Extract, UF** is ultrafiltered and specifically designed for tissue culture applications. With its low endotoxin level and high content of naturally occurring B vitamins, it is an ideal substitute for fetal bovine serum. It has an endotoxin level of less than or equal to 150 EU/g.

**Yeast Extract** was developed to provide a product for the biotechnology/pharmaceutical market with acceptable clarity and growth promoting characteristics. Media formulations containing yeast extract are specified in standard methods for various applications.<sup>2-8</sup>

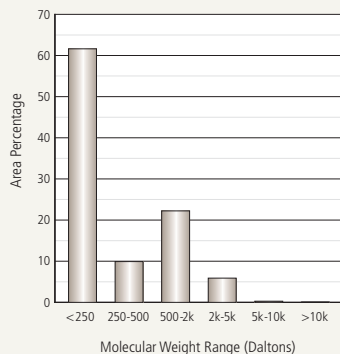
**Bacto™ Yeast Extract, Technical**, was developed to provide products priced for the biotechnology market with acceptable clarity and growth promoting characteristics.





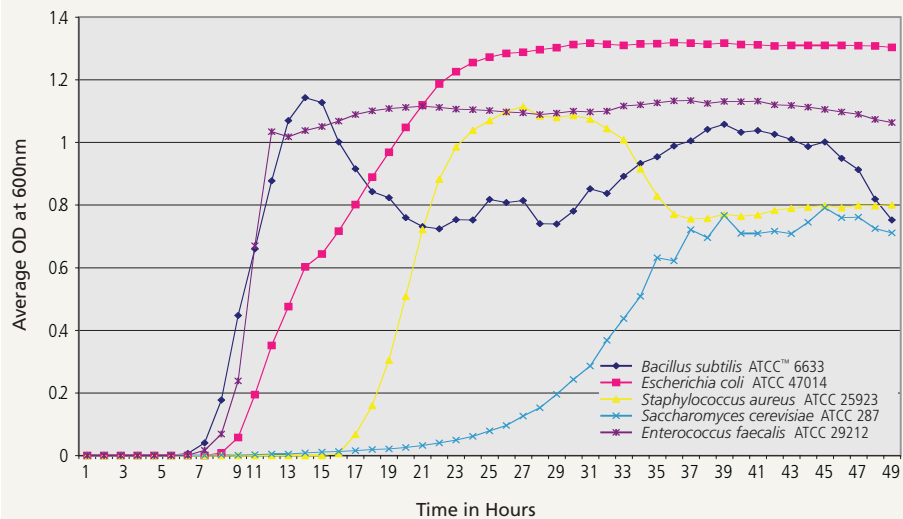
Molecular Weight

Bacto™ Yeast Extract



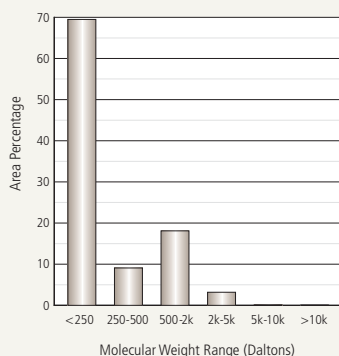
Growth Curve

1% Bacto™ Yeast Extract in 1.13% M9 Minimal Salts + 0.4% Glucose, BioScreen C



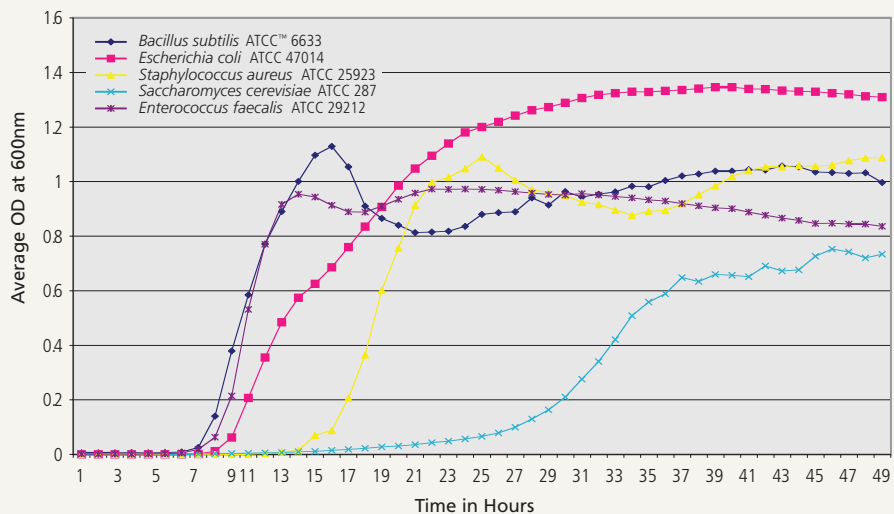
Molecular Weight

BBL™ Yeast Extract



Growth Curve

1% BBL™ Yeast Extract 211929 in 1.13% M9 Minimal Salts + 0.4% Glucose, BioScreen C

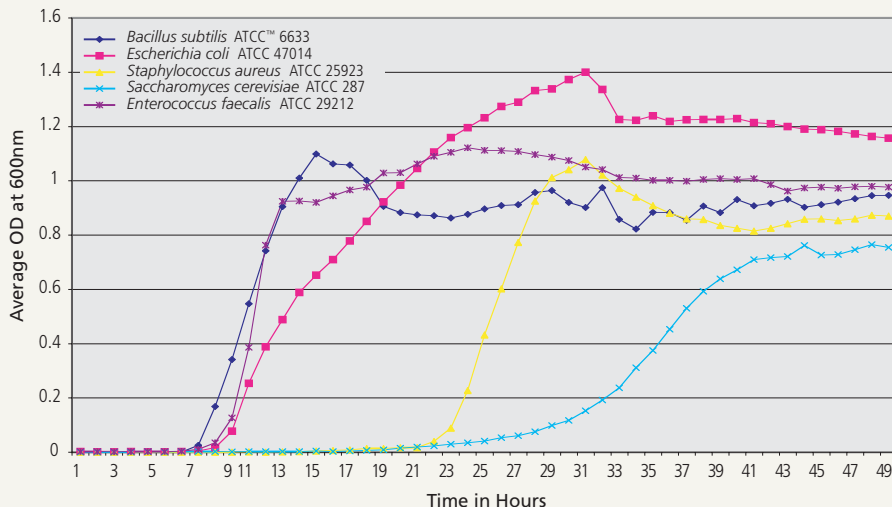


Physical Characteristics

BD Yeast Extracts are light to medium beige, free-flowing, homogeneous, spray-dried powders.

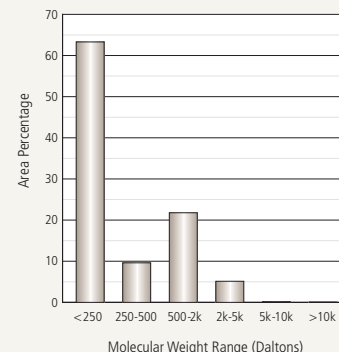
Growth Curve

1% Difco™ Yeast Extract UF in 1.13% M9 Minimal Salts + 0.4% Glucose, BioScreen C



Molecular Weight

Difco™ Yeast Extract, UF

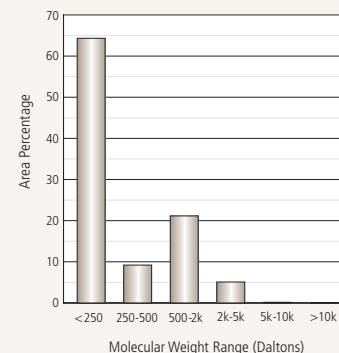


Availability

Product Description	Cat. No.	Qty.
Bacto™ Yeast Extract	212750	500 g
Bacto™ Yeast Extract	212720	2 kg
Bacto™ Yeast Extract	212730	10 kg
Bacto™ Yeast Extract	212710	50 kg
BBL™ Yeast Extract	211929	454 g
BBL™ Yeast Extract	211930	5 lb (2.3 kg)
BBL™ Yeast Extract	211931	25 lb (11.3 kg)
Bacto™ Yeast Extract, Technical	288620	500 g
Bacto™ Yeast Extract, Technical	288610	10 kg
Difco™ Yeast Extract, UF	210929	500 g
Difco™ Yeast Extract, UF	210934	10 kg

Molecular Weight

Bacto™ Yeast Extract, Technical



References

1. Kawauchi, Asahi, Satoh, Uozumi and Beppu. 1984. J. Antibiot. 37:1587.
2. Horowitz (ed.) 2005. Official methods of analysis of AOAC International, 18th ed. AOAC International, Gaithersburg, Md.
3. U.S. Food and Drug Administration. 1998. Bacteriological analytical manual, 8th ed., rev A. AOAC International. Gaithersburg, Md.
4. Downes and Ito (ed.) 2001. Compendium of methods for the microbiological examination of foods, 4th ed. American Public Health Association, Washington, D.C.
5. U.S. Environmental Protection Agency (USEPA). 2000. Improved enumeration methods for the recreational water quality indicators: Enterococci and *Escherichia coli*. EPA-821/R-97/004. Office of Water, Washington D.C.
6. Wehr (ed.). 2004. Standard methods for the examination of dairy products, 17th ed. American Public Health Association, Washington, D.C.
7. Clesceri, Greenberg and Eaton (ed.). 1998. Standard methods for the examination of water and wastewater, 20th ed. American Public Health Association, Washington, D.C.
8. U.S. Department of Agriculture. 1998. Microbiology laboratory guidebook, 3rd ed. Food Safety and Inspection Service, USDA, Washington, D.C.