

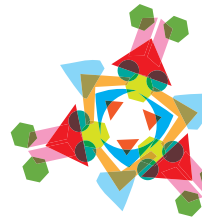
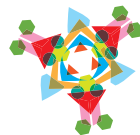



Welcome to
More Choice



Mouse Panels

Choose from our extensive portfolio of
high-quality fluorescent-conjugated reagents
to build your multicolor flow cytometry panels.





Welcome to a More Colorful WorldSM

Visit **bdbiosciences.com/choice** to see our extensive portfolio of both new and existing reagents. Then choose reagents to build panels that suit your unique research needs.

These panels were designed based on the general principles of multicolor panel design and have not been tested experimentally at BD Biosciences. Users are encouraged to design and optimize their panels based on their specific instrument and experimental design.

These panels are provided as examples only.

Panels may be compatible with other instruments depending on specific configuration.





B/Plasma Cells

7 Color

Marker	Clone	Fluorochrome	Cat. No.
CD5 (Ly-1)	53-7.3	PerCP	553025
CD19	1D3	APC-Cy7™	557655
CD24 (Heat Stable Antigen)	M1/69	PE-Cy7	560536
CD45 (Leucocyte Common Antigen, Ly-5)	30-F11	Alexa Fluor® 700	560510
CD138 (Syndecan-1)	281-2	APC	558626
IgD	11-26c.2a	FITC	553439
IgM	R6-60.2	BD Horizon™ V450	560575 BD

Instrument Compatibility*

Flow cytometry systems			Cell sorters	
BD FACSCanto™ II	BD LSRFortessa™	BD™ LSR II	BD FACSAria™	BD Influx™
●	●	●	●	●

*Instrument must be equipped with a violet laser.

560643

560643 **BD**

Colors denote newly released products. Products unique to BD Biosciences





Mouse Panels

Dendritic Cells

6 Color

Marker	Clone	Fluorochrome	Cat. No.
CD3e (CD3 ϵ chain)	145-2C11	FITC	553061
CD8a (Ly-2)	53-6.7	PerCP-Cy™5.5	551162
CD11b (Integrin α_m chain)	M1/70	APC-Cy7	557657
CD11c (Integrin α_x chain)	HL3	Alexa Fluor® 700	560583
CD83	Michel-19	APC	558206
I-A/I-E	M5/114.15.2	PE	557000

Instrument Compatibility

Flow cytometry systems			Cell sorters	
BD FACSCanto™ II	BD LSRFortessa™	BD™ LSR II	BD FACSAria™	BD Influx™
●	●	●	●	●



560643

Colors denote newly released products.

Visit bdbiosciences.com/choice for the most up-to-date product listings.

Dendritic Cells

8 Color

Marker	Clone	Fluorochrome	Cat. No.
CD3e (CD3 ϵ chain)	145-2C11	APC-Cy7	557596
CD8a (Ly-2)	53-6.7	PerCP-Cy5.5	551162
CD11b (Integrin α_m chain)	M1/70	PE-Cy7	552850
CD11c (Integrin α_x chain)	HL3	Alexa Fluor® 700	560583
CD80 (B7-1)	16-10A1	BD Horizon V450	560523
CD83	Michel-19	APC	558206
CD123 (IL-3 Receptor α chain)	5B11	Biotin*	555070
I-A/I-E	M5/114.15.2	PE	557000

Instrument Compatibility†

Flow cytometry systems			Cell sorters	
BD FACSCanto™ II	BD LSRFortessa™	BD™ LSR II	BD FACSAria™	BD Influx™
●	●	●	●	●

*For second-step detection we recommend Streptavidin-Fluorescein Isothiocyanate (SAv-FITC) (Cat. No. 554060).

†Instrument must be equipped with a violet laser.

560643

Colors denote newly released products. Products unique to BD Biosciences

560643

Mouse Panels

Myeloid Precursor

6 Color

Marker	Clone	Fluorochrome	Cat. No.
CD3e (CD3 ϵ chain)	500A2	Alexa Fluor® 700	557984
CD11b (Integrin α_m chain)	M1/70	BD Horizon V450	560455 560456
CD11c (Integrin α_x chain)	HL3	PerCP-Cy5.5	560584
CD19*	1D3	Alexa Fluor® 700	557958
CD45R/B220*	RA3-6B2	Alexa Fluor® 700	557957
Ly-6G and Ly6C (Gr-1)	RB6-8C5	PE-Cy7	552985
TER-119/Erythroid cells (Ly-76)	Ter-119	FITC	557915

Instrument Compatibility¹

Flow cytometry systems			Cell sorters	
BD FACSCanto™ II	BD LSRFortessa™	BD™ LSR II	BD FACSAria™	BD Influx™
●	●	●	●	●

*Need to be gated together for gating B cells.
¹Instrument must be equipped with a violet laser.

560643

Colors denote newly released products.

Visit bdbiosciences.com/choice for the most up-to-date product listings.

NK Cells

5 Color

Marker	Clone	Fluorochrome	Cat. No.
CD3e (CD3 ϵ chain)	500A2	Alexa Fluor® 700	557984
CD27 (low)	LG.3A10	PE	558754
CD25 (IL-2 Receptor α chain, p55)	PC61	PerCP-Cy5.5	551071
CD11b (Integrin α_m chain) (high)	M1/70	APC	553312
CD49b/Pan-NK Cells*	DX5	FITC	553857
NK-1.1 (NKR-P1B and NKR-P1C)	PK136	FITC	553164

Instrument Compatibility

Flow cytometry systems			Cell sorters	
BD FACSCanto™ II	BD LSRFortessa™	BD™ LSR II	BD FACSAria™	BD Influx™
●	●	●	●	●

*Use either CD49b or NK1.1 antibody depending on mouse strain.
 CD49b is recommended for BALB/c and NK1.1 is recommended for C57/BL/6.





Mouse Panels

Basic T Cells

8 Color

Marker	Clone	Fluorochrome	Cat. No.
CD3e (CD3 ε chain)	500A2	Pacific Blue™	558214
CD4 (L3T4)	RM4-5	APC	553051
CD8a (Ly-2)	53-6.7	Alexa Fluor® 700	557959
CD25 (IL-2 Receptor α chain, p55)	PC61	PE-Cy7	552880
CD44 (Pgp-1, H-CAM, Ly-24)	IM7	PerCP-Cy5.5	560570
CD62L (L-selectin, LECAM-1, Ly-22)	MEL-14	APC-Cy7	560514
CD69	H1.2F3	PE	553237
CD184 (CXCR4, Fusin)	2B11	FITC	551967

Instrument Compatibility¹

Flow cytometry systems			Cell sorters	
BD FACSCanto™ II	BD LSRFortessa™	BD™ LSR II	BD FACSAria™	BD Influx™
●	●	●	●	●

¹Instrument must be equipped with a violet laser.

560643

Colors denote newly released products.



Visit bdbiosciences.com/choice for the most up-to-date product listings.

Regulatory T Cells (Tregs)/TH17

6 Color

Marker	Clone	Fluorochrome	Cat. No.
CD4 (L3T4)	RM4-5	PerCP-Cy5.5	550954
CD25 (IL-2 Receptor α chain, p55)	7D4	FITC	553071 553072
CD223 (LAG3)	C9B7W	PE	552380
FR4	12A5	APC	560318
GITR	DTA-1	PE-Cy7	558140
IL-17A	TC11-18H10	BD Horizon V450	560522

Instrument Compatibility¹

Flow cytometry systems			Cell sorters	
BD FACSCanto™ II	BD LSRFortessa™	BD™ LSR II	BD FACSAria™	BD Influx™
●	●	●	●	●

¹Instrument must be equipped with a violet laser.

560643

Colors denote newly released products.

Regional Offices bdbiosciences.com/offices

Asia Pacific

BD Singapore
Tel 65.6861.0633
Fax 65.6860.1593

Australia/New Zealand

Australia
Toll Free: 1800 656 100
Tel 61.2.8875.7000
Fax 61.2.8875.7200
bd_anz@bd.com

New Zealand

Toll Free: 0800 572.468
Tel 64.9.574.2468
Fax 64.9.574.2469
bd_anz@bd.com



Europe

BD Biosciences
Tel 32.2.400.98.95
Fax 32.2.401.70.94
help.biosciences@europe.bd.com

Canada

BD Biosciences
Toll Free 888.259.0187
Tel 905.288.6000
Fax 888.229.9918
canada@bd.com



Japan

Nippon Becton Dickinson
Toll Free 0120.8555.90
Tel 81.24.593.5405
Fax 81.24.593.5761

Latin America/Caribbean

BD Biosciences
Toll Free 0800.771.7157
Tel 55.11.5185.9995
Fax 55.11.5185.9895
biosciences.brasil@bd.com



United States

BD Biosciences
multicolorexports@bd.com
bdbiosciences.com

Customer/Technical Service

Toll Free 877.232.8995
Fax 800.325.9637



BD Biosciences
2350 Qume Drive
San Jose, CA 95131
bdbiosciences.com

23-10996-00

APC-Cy7: US patent 5,714,386

For Research Use Only. Not for use in diagnostic or therapeutic procedures.

BD flow cytometers are Class I (1) laser products.

Alexa Fluor® is a registered trademark and Pacific Blue™ is a trademark of Molecular Probes, Inc.

The Alexa Fluor®, Texas Red®, and Pacific Blue™ dye antibody conjugates are sold under license from Molecular Probes, Inc. for research use only, excluding use in combination with microarrays, or as analyte specific reagents. The Alexa Fluor® dyes (except for Alexa Fluor® 430), and Pacific Blue™ dye, are covered by pending and issued patents.

Cy™ is a trademark of Amersham Biosciences Corp.

Cy dyes are subject to proprietary rights of Amersham Biosciences Corp and Carnegie Mellon University and are made and sold under license from Amersham Biosciences Corp only for research and in vitro diagnostic use. Any other use requires a commercial sublicense from Amersham Biosciences Corp, 800 Centennial Avenue, Piscataway, NJ 08855-1327, USA.

Purchase does not include or carry any right to resell or transfer this product either as a stand-alone product or as a component of another product. Any use of this product other than the permitted use without the express written authorization of Becton, Dickinson and Company is strictly prohibited. Product availability and prices are subject to change without notice.

© 2009 Becton, Dickinson and Company. All rights reserved. No part of this publication may be reproduced, transmitted, transcribed, stored in retrieval systems, or translated into any language or computer language, in any form or by any means: electronic, mechanical, magnetic, optical, chemical, manual, or otherwise, without prior written permission from BD Biosciences.

BD, BD Logo and all other trademarks are property of Becton, Dickinson and Company. © 2009 BD

